



SSC-CD73VP
SSC-CD43VP
SSC-MD53VCE
SSC-MD33VCE
PAL / CCIR

FIXED MINI DOME CAMERAS

The **SSC-CD73VP** and **SSC-CD43VP** are the latest additions to the Sony fixed mini dome colour camera line-up. More discreet than non-dome security cameras, these dome cameras are ideal for surveillance sites such as building entrances, retail stores and shopping malls, where less noticeable video cameras are preferred. In addition to their discreetness, Sony mini domes feature a sleek, triangular design that fits smartly and installs easily into any surveillance environment.

The extensive line-up of Sony mini dome cameras offers a wide variety of options to choose from - offering choice and flexibility to fit requirements.

The new **SSC-CD73VP** camera incorporates a "Day/Night" function to capture high-quality, colour images during the day and clear, black and white (B/W) images at night. Ideal for outdoor applications, the ruggedised model is equipped with a heavy-duty enclosure that features an Ingress Protection Rating of IP66. The **SSC-CD43VP** features a non-ruggedised housing which is ideally suited for indoor use. Rounding out the line-up are two B/W models - the **SSC-MD53VCE** featuring a ruggedised housing and the **SSC-MD33VCE** with its non-ruggedised housing. All models incorporate a 1/4 type Super HAD CCD[®] offering high resolution and high sensitivity, and a built-in auto iris vari-focal lens that covers a wide range of viewing angles. As for their power source, all models accept both DC 12 V and AC 24 V for proper operation and flexible installation.

The Sony line-up of feature-rich mini dome cameras provides an extensive selection of choices for a wide range of surveillance applications.

FEATURES

High Picture Quality

All Sony mini domes incorporate a 1/4 type Super HAD CCD for high horizontal resolution and excellent sensitivity. The **SSC-CD73VP** colour camera provides a high resolution of 480 TV lines and operates under a minimum illumination of 0.9 lx (colour mode)/0.2 lx (B/W mode)^{*1}. The **SSC-CD43VP** colour camera also provides a high resolution of 480 TV lines and features a minimum illumination of 0.8 lx^{*1}. The black and white **SSC-MD53VCE** and **SSC-MD33VCE** cameras offer a horizontal resolution of 570 TV lines and a minimum illumination of 0.4 lx^{*2}.

^{*1} AGC On, F1.0, 50 IRE

^{*2} AGC On, F1.4, 50 IRE

Day/Night Function (SSC-CD73VP)

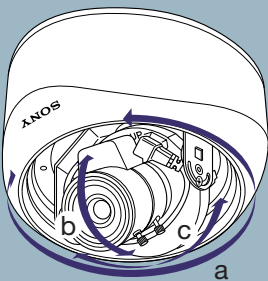
The **SSC-CD73VP** offers a "Day/Night" function to provide optimised sensitivity in both day and night shooting scenarios. As the scene illumination reduces and the acquired image darkens, the infrared cut filter is automatically removed and the camera switches to B/W mode, requiring only a minimum illumination of 0.2 lx. Incorporating an optimised lens for the "Day/Night" function, the camera can produce clear and crisp images under normal illumination or when used with near-IR illuminators. In addition, "Day/Night" modes can be automatically switched, or manually initiated on demand through an external control signal.

CHANGING

THE WAY

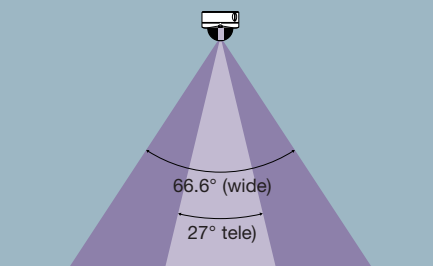
BUSINESS

COMMUNICATES



- a (Panning): $\pm 150^\circ$
- b (Tilting): $\pm 75^\circ$
- c (Rotating): $\pm 150^\circ$

Adjustment range of lens angle



Horizontal angle of view (SSC-CD73VP)

Ruggedised Design (SSC-CD73VP and SSC-MD53VCE)

The SSC-CD73VP and SSC-MD53VCE mini domes are housed in a heavy-duty aluminium die-cast enclosure with a durable polycarbonate viewing window which complies with the IP66 standard. The extremely durable camera enclosure can withstand strong, external impacts and is equipped with anti-theft screws to further deter tampering and vandalism.

Built-in CS Mount, Auto Iris Vari-Focal Lens (SSC-CD73VP and SSC-CD43VP)

The SSC-CD73VP and SSC-CD43VP mini domes come with a built-in CS mount, auto iris varifocal lens with a focal length of 3.0 to 8.0 mm to cover a broad range of viewing choices and feature a new masked dome cover with a clear slit. This versatile and powerful lens compensates the focal length difference between visible light and infrared light. The result is clear and crisp images (the subject remains in focus) when going from visible to infrared light and vice versa.

Easy Mounting and Installation

Picture adjustment after installation is easy thanks to the incorporated lens. The position of the mini dome's vari-focal lens can be freely rotated to allow for quick and easy changes in the viewing area after installation.

External Sync Line Lock (for AC only)

All of these mini dome cameras feature AC line lock for external synchronisation. Using the AC power frequency (50 Hz) as the vertical sync reference, roll-free switching for multi-camera installations can be achieved. These cameras also have an externally adjustable Vertical Phase ($\pm 90^\circ$) control so that accurate synchronisation can be attained.

AC 24 V/DC 12 V Operation

Either AC 24 V or DC 12 V is selected automatically for proper operation.

AGC/Turbo AGC™

The AGC (Automatic Gain Control) function boosts the camera's video gain so that subjects under low illumination can be distinguished clearly. The AGC mode for the SSC-MD53VCE and SSC-MD33VCE mini domes is switchable from Turbo AGC (up to 24 dB)/Normal AGC (up to 18 dB) or Off. The SSC-CD73VP and SSC-CD43VP mini domes are switchable from Turbo AGC (up to 24 dB) or Off.



Ceiling Flush Mount (SSC-CD43VP)

* Optional YT-ICB43V in-ceiling bracket is required.



Ceiling Surface Mount (SSC-CD43VP)

Wide Range ATW

The Automatic Tracing White (ATW) feature automatically adjusts the camera's white balance in accordance with any changes in lighting conditions and different illuminants. This provides the appropriate colour balance for an image. These cameras provide an extremely wide ATW range of 2,000 K to 10,000 K (SSC-CD73VP)*, allowing adjustment-free operation under a variety of lighting conditions.

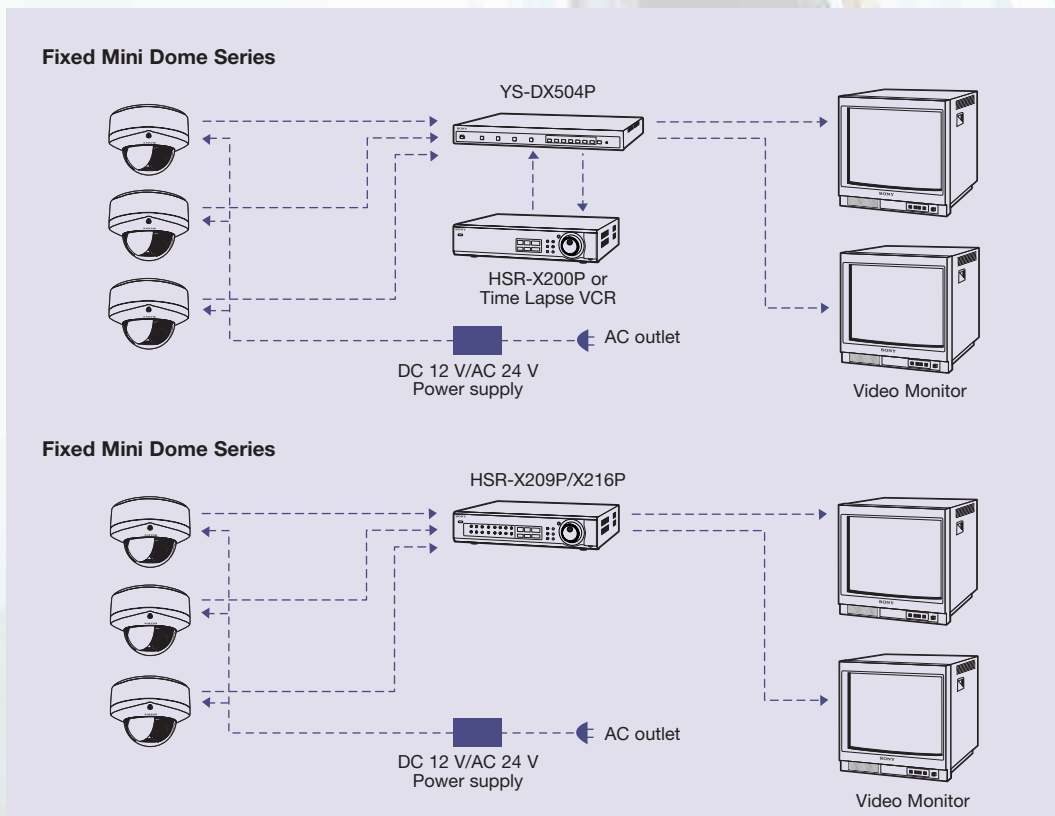
* The ATW range of the SSC-CD43VP/MD53VCE/MD33VCE is 2,200 K to 10,000 K.

BLC ON/OFF

Centre-weighted backlight compensation is incorporated to make the subject more visible under backlight conditions.



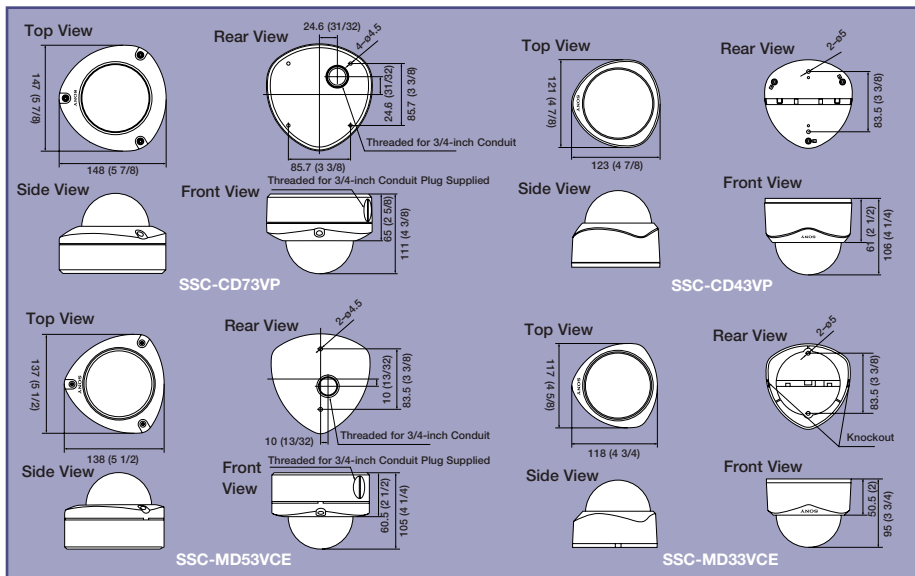
Multiple Camera Operation



SPECIFICATIONS

	SSC-CD73VP	SSC-CD43VP	SSC-MD53VCE	SSC-MD33VCE
Type	Ruggedised	Non-ruggedised	Ruggedised	Non-ruggedised
Signal system	PAL		CCIR	
Image device	1/4 type Super HAD CCD			
Effective picture elements	752 (H) x 582 (V)			
Horizontal resolution	480 TV lines		570 TV lines	
Minimum illumination	Colour: 0.4 lx at F1.0 (30 IRE, AGC ON) 0.9 lx at F1.0 (50 IRE, AGC ON)	0.4 lx at F1.0 (30 IRE, AGC ON) 0.8 lx at F1.0 (50 IRE, AGC ON)	—	
B&W:	0.1 lx at F1.0 (30 IRE, AGC ON) 0.2 lx at F1.0 (50 IRE, AGC ON)	—	0.2 lx at F1.4 (30 IRE, AGC ON, clear cover) 0.4 lx at F1.4 (50 IRE, AGC ON, clear cover)	
S/N ratio	More than 50 dB (AGC OFF, Weight ON)			
Built-in lens	Vari-focal auto iris lens, CS-mount		Vari-focal auto iris lens	
Focal length	f=3.0 to 8.0 mm		f=2.8 to 5.8 mm	
Maximum relative aperture	F1.0		F1.4	
Minimum object distance	0.2 m			
View angle	W=84.6° (D), 66.6° (H), 49.3° (V) T=33.8° (D), 27° (H), 20.2° (V)	W=84.7° (D), 66.6° (H), 49.3° (V) T=33.6° (D), 26.9° (H), 20.1° (V)	W=95.7° (D), 75.9° (H), 56.4° (V) T=47.3° (D), 37.8° (H), 28.4° (V)	
White Balance (WB)	ATW		—	
AGC	Turbo AGC (up to 24 dB) / OFF switchable		Turbo AGC (up to 24 dB) / Normal AGC (up to 18 dB) / OFF switchable	
Back-Light Compensation (BLC)	ON (Centre measured) / OFF switchable			
CCD IRIS	1/50 to 1/100000 s		—	
Sync system	Internal or AC line lock (for AC 24 V)			
Video out	BNC, 1.0 Vp-p, 75 Ω, sync negative			
Operating temperature	-20 °C to +50 °C (-4 °F to +122 °F)			
Storage temperature	-40 °C to +60 °C (-40 °F to +140 °F)			
Operating humidity	20% to 80% (non condensing)			
Storage humidity	20% to 95% (non condensing)			
Power requirements	AC 24 V ±10% or DC 12 V ±10% (Automatically switched)			
Power consumption	3.6 W	3.3 W	2.3 W	
Mass	Approx. 1,150 g (2 lb 10 oz)	Approx. 440 g (16 oz)	Approx. 870 g (1 lb 14 oz)	Approx. 320 g (11 oz)
Dimensions (W x H x D)	147 x 111 x 148 mm (5 7/8 x 4 3/8 x 5 7/8 inches)	121.3 x 106.8 x 122.5 mm (4 7/8 x 4 1/4 x 4 7/8 inches)	137 x 105 x 138 mm (5 3/8 x 4 1/8 x 5 3/8 inches)	117 x 95 x 118 mm (4 5/8 x 3 3/4 x 4 5/8 inches)
Supplied accessories	Screw TP4 x 30 (4), Monitor cable (1), Screwdriver (1), External control terminal connector (1), Operating instructions (1)	Screw TP4 x 30 (2), Dome cover screw (1), Monitor cable (1), Operating instructions (1)	Screw TP4 x 32 (2), Monitor cable (1), Screwdriver (1), Operating instructions (1)	Screw TP4 x 20 (2), Monitor cable (1), Operating instructions (1)

Dimensions: Unit: mm (inches)



Optional accessories

- YT-ICB73V
In-ceiling bracket for SSC-CD73VP
- YT-ICB43V
In-ceiling bracket for SSC-CD43VP
- YT-ICB53V
In-ceiling bracket for SSC-MD53VCE
- YT-ICB33V
In-ceiling bracket for SSC-MD33VCE
- YT-LDC53V
Clear dome cover for SSC-MD53VCE
- YT-LDC33V
Clear dome cover for SSC-MD33VCE

Sony address/contact details/dealer stamp

SONY

www.sonybiz.net

SONY BUSINESS EUROPE

©2003 Sony Corporation. All rights reserved.

Reproduction in whole or in part without written permission is prohibited. Designs, features and specifications are subject to change without notice.

All non-metric weights and measures are approximate.

Sony and Super HAD CCD are registered trademarks of Sony Corporation.

Turbo AGC is a trademark of Sony Corporation.

CA MINIDOME CAMERAS/GB- / /2003